





pe

No. [REDACTED]
Name [REDACTED]

Order _____

Remarks _____

Retouched _____

Order Finished _____

Reorder _____

Reorder _____

7-7-47 19

8-25-47 local bakul

F



Pa

No. [redacted]

Name [redacted]

Order _____

Remarks _____

Retouched _____

Order Finished _____

Reorder _____

Reorder _____

5-14-47

19

6-13	padding + induration
6-16	increasing
7-7	Modulo looking, somewhat local II like

11







P. L. M.

No. 

Name _____

Order _____

Remarks _____

Retouched _____

Order Finished _____

Reorder _____

Reorder _____

8-7-47 10 *later*

8-12-47

TT



pen

No. [REDACTED]

Name _____

Order _____

Remarks _____

Retouched _____

Order Finished _____

Reorder _____

Reorder _____

2-14

pen

3-10-45

Local II

F



Pen

No. [REDACTED]

Name _____

Order _____

Remarks _____

Retouched _____

Order Finished _____

Reorder _____

Reorder _____

2-14-45 19

2-24-

F



pen

No.



Name

pen # 69

Order

Remarks

Retouched

Order Finished

Reorder

Reorder

2-14-95 19

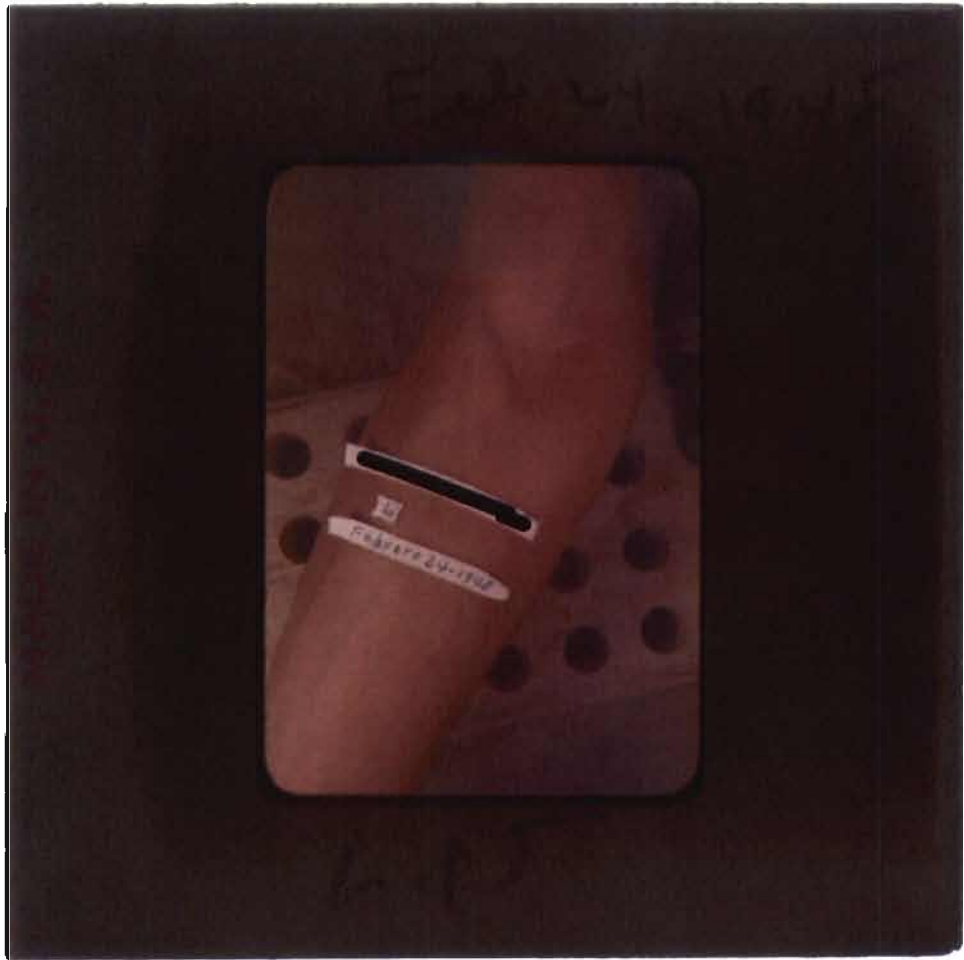
Fiber Rabbit

0.100 actin left forearm

0.100 inactin "

plate 2-24 - hypoxis L
faint macula H

F



5.20 24, 1987



Right

pen

No. [REDACTED]

Name _____

Order _____

Remarks _____

Retouched _____

Order Finished _____

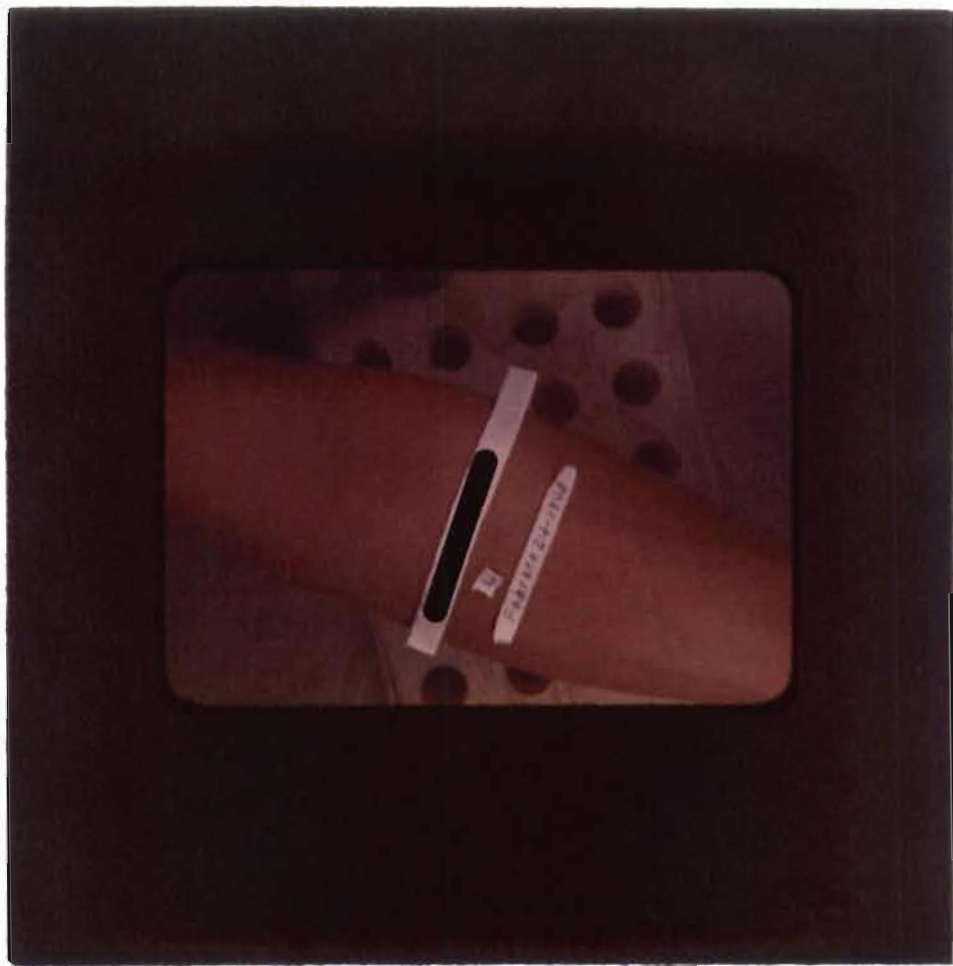
Reorder _____

Reorder _____

2-14-48

19 later Nel

F







Pen

No. _____

Name _____

Order _____

Remarks _____

Retouched _____

Order Finished _____

Reorder _____

Reorder _____

Local 77

F





pen

No. _____



Name _____

Order _____

Remarks _____

Retouched _____

Order Finished _____

Reorder _____

Reorder _____

5-14-47

19

6-10-47

7-7-47

11





pen

No. [redacted]

Name _____

Order _____

Remarks _____

Retouched _____

Order Finished _____

Reorder _____

Reorder _____

5-14-17

19

6-13

local TT lib

7-7

local

F



13-6-47



per

No. [Redacted]

Name [Redacted]

Order _____

Remarks _____

Retouched _____

Order Finished _____

Reorder _____

Reorder _____

7-7-47

19

perfect
Loh

9-4

module

F





Pen

No. _____

Name _____

Order _____

Remarks _____

Retouched _____

Order Finished _____

Reorder _____

Reorder _____

Excellent Progression

3-2-48

3-9

3-16

3-27

4-2

TL













Pen

No. _____

Name _____

Order _____

Remarks _____

Retouched _____

Order Finished _____

Reorder _____

Reorder _____

8-7-47

19,

8-25-47


10-24-47

F





Pen

No. 

Name _____

Order _____

Remarks _____

Retouched _____

Order Finished _____

Reorder _____

Reorder _____

2-14-48

19 Labels 1/2 x 3

2-24

1000 1/2 x 1/2 labels

3-9

4x4m labels

T





No. _____

Name _____

Order _____

Remarks _____

Retouched _____ *Good*

Order Finished _____

Reorder _____

Reorder _____

2-14-45 19 *reciprocis of Saker*

2-24 10x6mm *striplis, thick base; depressed center*

3-2 7x7mm *striplis, wavy top
1.5x1.5 of base adampely*

3-9 5x5 *depigmented, undulated*

3-16 5x7mm *flat, depigmented wavy
remnant of anal*

3-27 *papula local II. like
undeposited - By no
other evidence of II* (1)















No. _____

Name _____

Order _____

Remarks _____

Retouched _____

Order Finished _____

Reorder _____

Reorder _____

2-4-45

19

Good local
secondary lib

3-27

Indicated, with several
by name in lib

4-2-45

12x12 in. indicated name several
by book / name - local in lib











No. _____

Name _____

Order _____

Remarks _____

Retouched _____

Order Finished _____

Reorder _____

Reorder _____

perfection

propulsion

healing

2 serology change

5-14-47

L9

6-10

15 mm nodules, red + indurated

6-13

no change

6-16

reflexing


7-7

1 cm nodule

7-10

disappeared

5









No. _____

Name _____

Order _____

Remarks _____

Retouched _____

Order Finished _____

Reorder _____

Reorder _____

2-14-48

19

L
content & number
Treated latent

2-24

A-2 on negative margin.
L-5M dark marks.

3-2

clear K+L + no content
Not infected

9





No. [REDACTED]

Name _____

Order _____ *Paul Wagoner*

Remarks _____

Retouched _____

Order Finished _____

Reorder _____

Reorder _____

2-14-75

19

later

5













No. _____

Name _____

Order _____

Remarks _____

Retouched _____

Order Finished _____

Reorder _____

Reorder _____

2-1 4-48 19 *Perfection able for following*
Excellent Progression
for arm.

2-24 7x6 m *local secondary*
local

3-2
 3-9-45 5 x 5 m *irregular, oval, atrophic*
area - 4 spots, nod.

3-16 5 x 5 m *irregular atrophic center*
scattered papules, 2-3 mm - local IT

3-20

3-27

Progression of lesion













