

144

No. [REDACTED]

Name _____

Order _____

Remarks _____

Retouched _____

Order Finished _____

Reorder _____

Reorder *Not given*

E





149

No. [Redacted]

Name _____

Order _____

Remarks _____

Retouched _____

Order Finished _____

Reorder _____

Reorder _____ *Good*

19 pieces + 10

27 days - 4 kind sampled button DF-1

[Redacted]

149 - 671

E



150

No. [REDACTED]

Name _____

Order _____

Remarks _____

Retouched _____

Order Finished _____

Reorder _____

Reorder _____

blurred

E



151

No. [redacted]

Name _____

Order _____

Remarks _____

Retouched _____

Order Finished _____

Reorder _____

Reorder _____

19

Local ETT = reinfection

19 Pro failure

Macula papules ETT - 123 days
Reinfection 19

3-24 - 53d

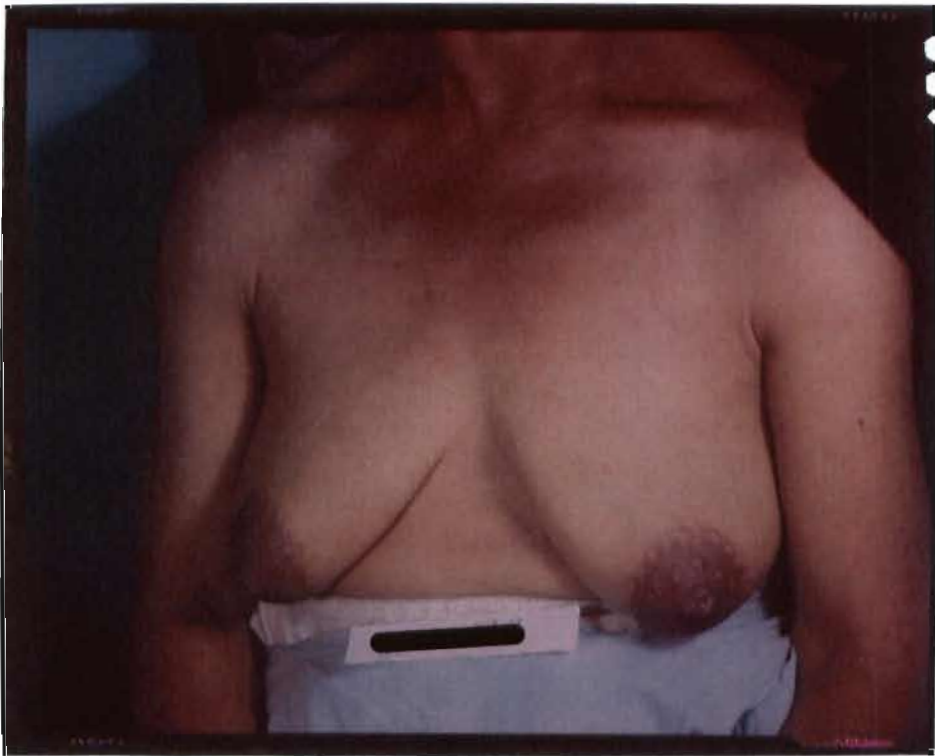
> development of reinfection
not good local TT

4-1 - 61d

151

[]







173

No. [redacted]

Name _____

Order _____

Remarks _____

Retouched _____

Order Finished _____

Reorder _____

Reorder _____

inj. into scar - 19 days - 5 mm jagule
2-20- 40 days - 10x9 mm indurated
area, depressed + deeply pigmented
9 to 12 mm border of coalescing macules

[redacted]

173

E





174

No. [redacted]

Name _____

Order _____

Remarks _____

Retouched _____

Order Finished _____

Reorder _____

Reorder _____

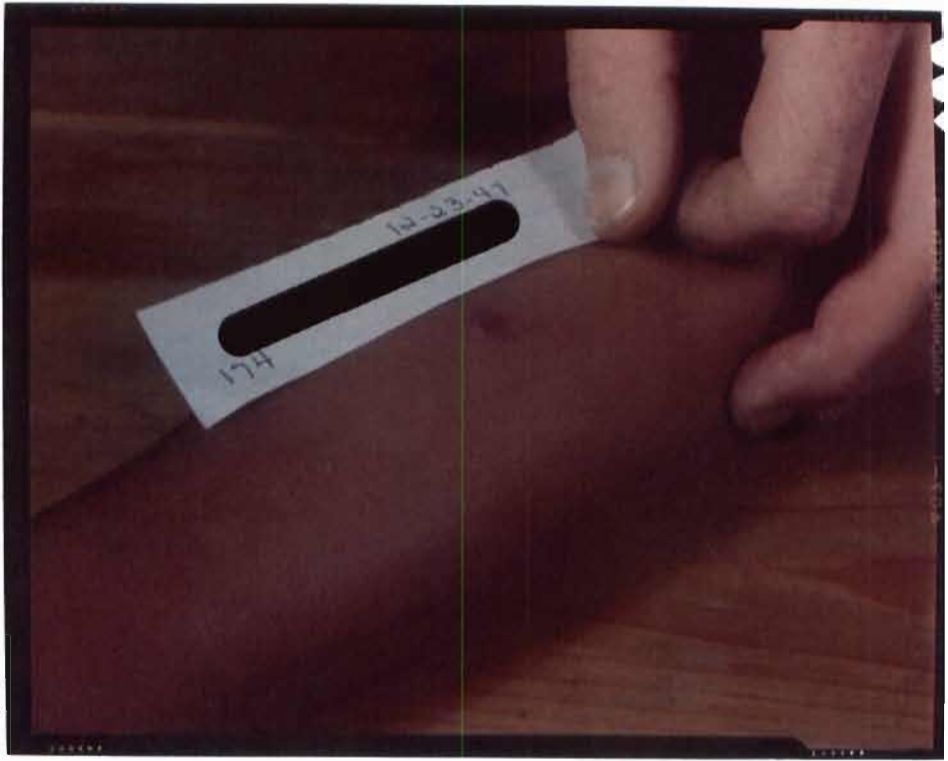
P.G. - papule - symptomatic

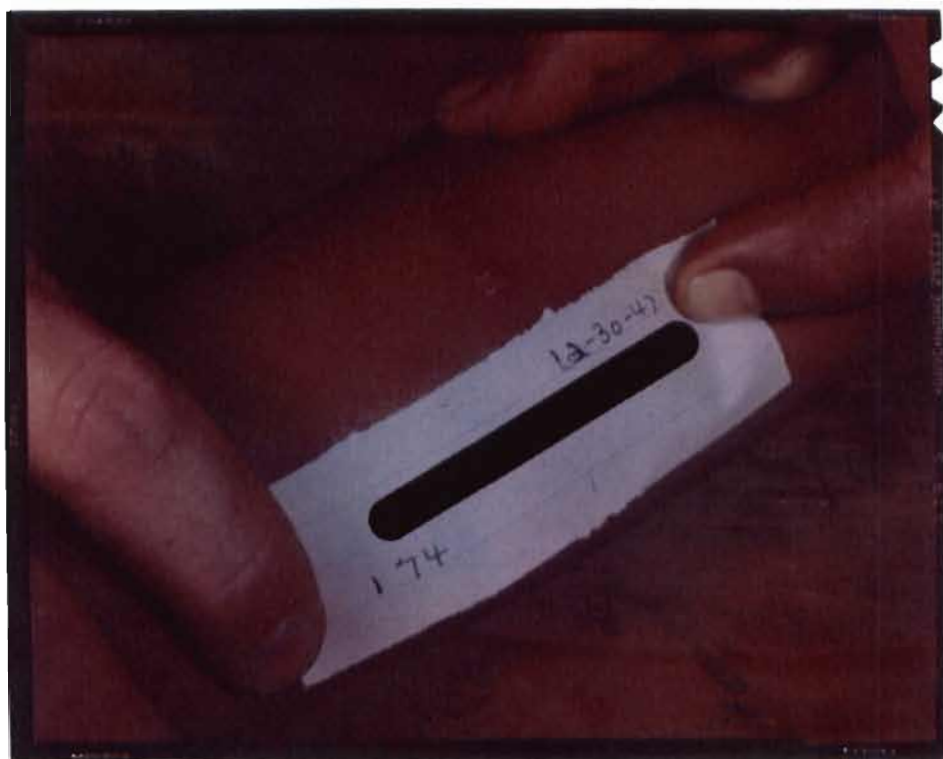
12.23 - 23 days 5x5 mm
red papule

30 days unchanged

174

E





178

No.



Name

Order

Remarks

Blurred

Retouched

Order Finished

Reorder

Reorder



178

E



183

No. _____



Name _____

Order _____

Remarks _____

In error

Retouched _____

Order Finished _____

Reorder _____

Reorder _____

E



183

No



Name

Order

Remarks

Retouched

Order Finished

Reorder

Reorder

19 reinf.

3-24-48

53d

10x10 in red; indurated
papule, atrophic
skin

E



188

No. [Redacted]

Name _____

Order _____

Remarks _____

Retouched _____

Order Finished _____

Reorder _____

Reorder _____

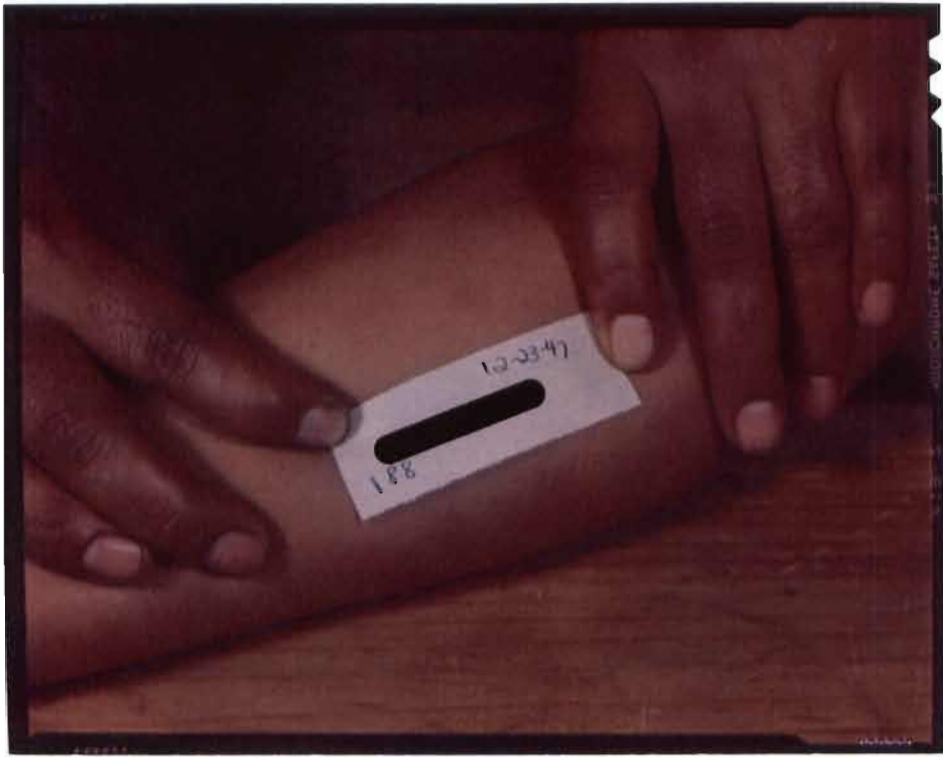
[Redacted]

19 Nichols 11-30-47

12-23 5x4 in tabula

881

E



No.



Name

Order

Remarks

Retouched

Order Finished

Reorder

Reorder

Reinfection - scar. & defect. 1 cm
2-1-48

3-15 - atrophic - papule 5
ulceration -

regressed spontaneously
never progressed beyond
papule

E





196

No.



Name _____

Order _____

Remarks _____

Retouched _____

Order Finished _____

Reorder _____

Reorder _____

11-30-47

18

Fries rabbit

12-17

5x5

pink table

196

11



202

202

No. 

Name _____

Order _____

Remarks _____

Retouched _____

Order Finished _____

Reorder _____

Reorder _____

19

2-7-45

3-2-45

6x6 in paper

17



204

No. _____

Name _____

Order _____

Remarks _____

Retouched _____

Order Finished _____

Reorder _____

Reorder _____

19

2-8-45

3-24-45

2x8 on aluabli total

4-1

unchanged

E





207

No. [REDACTED]

Name _____

Order _____

Remarks _____

Retouched _____

Order Finished _____

Reorder _____

Reorder _____

19

2-8-48

3-24

9x7 m notebook

4-1

10x10 mm

DF my

[]





213

No.



Name

Order

Remarks

Retouched

Order Finished

Reorder

Reorder

19 5-9-48

6-15-45

10x20 mm industrial
allen

PF +



213

E





223 F

No. [REDACTED]

Name _____

Order _____

Remarks _____

Retouched _____

Order Finished _____

Reorder _____

Reorder _____

2-8-45 19 50,000 78

4-1 7x7 mm bubble

F



224.

No.



Name _____

Order _____

Remarks _____

Retouched _____

Order Finished _____

Reorder _____

Reorder _____

2-8-48 19 50,000 TR

3-24 12x10 m photo.

4-1 5x9 m photo

E





225

No. _____

Name _____

Order _____

Remarks _____

Retouched _____

Order Finished _____

Reorder _____

Reorder _____



225

19 2-8-48 50,000 IP

3-24-48 10x7 mm label

4-1 9x11 " "

E





229.

No. _____

Name _____

Order _____

Remarks _____

Retouched _____

Order Finished _____

Reorder _____

Reorder _____

2-8-48 19 50, vev 1P

3-24 1417 plaque, depressed after
4-1 debossed + alabaster

E







231

No. [redacted]

Name _____

Order _____

Remarks _____

Retouched _____

Order Finished Good early

Reorder penile lesion

Reorder _____

Scar, Penis, 17-4-45

7-28

iron tablets, 27 days

231

E



231

No. _____

Name _____

Order _____

Remarks _____

Retouched _____

Order Finished _____

Reorder _____

Reorder _____

18 5, over 7 P

4-1 1.4ml @ site

17



239

No.



Name _____

Order _____

Remarks _____

Retouched _____

Order Finished _____

Reorder _____

Reorder _____

7-4-48

Scan final

9-28-48

made ft

239

E



245

No. _____

Name _____

Order _____

Remarks _____

Retouched _____

Order Finished _____

Reorder _____

Reorder _____

7-4-48 5 carpiati

7-28 diffuse in duration?
epicriatic 5x10m

245

E



256

No. [redacted]

Name _____

Order _____

Remarks _____

Retouched _____

Order Finished _____

Reorder _____

Reorder _____

7-4-48 Scar.

7-28 faded, reddened behind

[redacted]

256

E



259

No. _____

Name _____

Order _____

Remarks _____

Retouched _____

Order Finished _____

Reorder _____

Reorder _____

7-4-48

Sca

7-28

Indurabi + rapak 345m

DT-t

259

E



264

No. 

Name _____

Order _____

Remarks _____

Retouched _____

Order Finished _____

Reorder _____

Reorder _____



264

E





323

No. [redacted]

Name _____

Order _____

Remarks _____

Retouched _____

Order Finished _____

Reorder _____

Reorder _____

5-9-48 scar

6-24 5x10m clean, debrided,
+10d indurated area.
Bilateral inguinal nodes
DFT

7-14 +10d regressed & healing of
lesion - R



323

M



